



**STEIN**



**ROLLEASE  
ACMEDA**

PRECISION IN MOTION

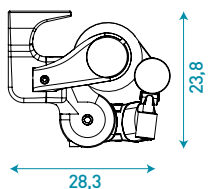
[rolleaseacmeda.com](http://rolleaseacmeda.com)

## Walk out onto the terrace. The sun rays are filtered by the fabric of your STEIN awning.

Feel the wellness. Enjoy the view with this low profile frame. Look at the back of its frame. The roller tube supports inserted directly into the ends of the square bar are simply amazing. Look at the plastic covers of the arm supports. Their finishing is simply unbelievable. The back view of this design object is outstanding. Feel the wellness. You never thought that a roof mounted awning could be so different. Available up to 7 meters width and 3.65 meters projection in a single module, STEIN can be coupled up to 14 meters width with one single fabric. STEIN features the rounded shape HOME arm, essence of the most advanced technology and fine Italian design. With its Dynamic Arm Torsion System this arm provides protection of the traction system and prevents fabric damages. With patented design, STEIN employs only Made in Italy stainless steel screws and bolts; is tested by TÜV Rheinland according to European standard EN 13561 and offers a 5 year guarantee.

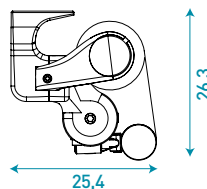
### Awning sizes with folded arms

Wall or ceiling installation




5° minimum inclination

Wall or ceiling installation



65° maximum inclination


### Projection and inclination



### General features

- Class 2 wind resistance according to European standard EN 13561 (600x315 cm)
- Roller tube 80 mm
- Arm HOME with DATSystem
- Manually operated or motorized
- Continuous micrometric regulation of inclination
- Available with protective hood
- Certified Italian Stainless steel screws and pins
- Certified by TÜV Rheinland
- Design patented
- Wall or ceiling installation
- Inclination ranges between 5° and 85°
- Maximum sizes of a single section: 700x365 cm

### Colours available



### Optional top cover

